



### USE YOUR SECRET CODE SKILLS!



You can use lemon juice, whole milk, or cream to write (or paint) an invisible message on a piece of paper. Use just like ink and let it dry, it will be almost invisible when it is dry. To reveal the message you need to heat the paper up. Get a grownpup to help you by ironing it or putting the paper in a hot frying pan (take the pan off the heat, first) and hold it down with a pot holder until the secret message appears.

### INVISIBLE INK:

How much does it cost to join the free library?  
Answer: Read the question again... it's free!

### JOKE:

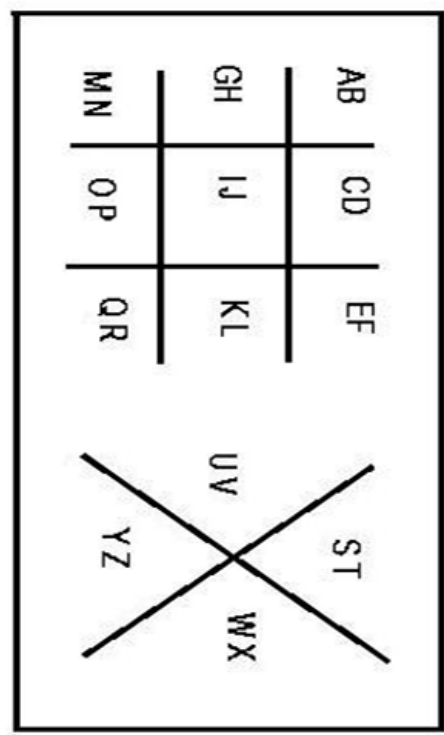
Robert becomes Obertray, Paul becomes Aulpay, Nancy becomes Ancyray, you get the idea.

### For example:

It is so easy to learn Pig Latin since it's really just saying English words in a different way. Here is how it works. Pick a word, take the first letter off the word and put it on the end of the word and then add "ay" to it. That's all you do. Simple (or implesay in Pig Latin).

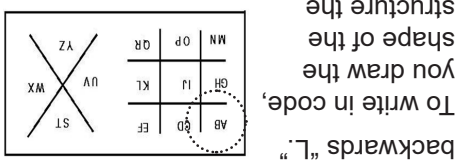
### PIG LATIN:

This is a great way to talk to each other without anyone knowing what you are saying



ABCDEFGHIJKLMNOPQRSTUVWXYZ

letters are in. If the letter is on the left-hand side of the pair, like A is on the left of B, then you just use the shape of the structure to represent it, if the letter is on the right-hand side then you draw the structure plus a dot.



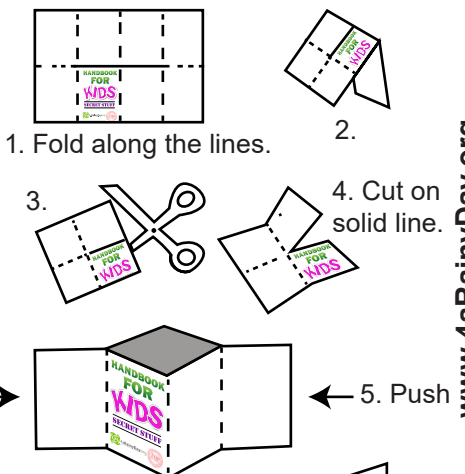
To write in code, you draw the shape of the structure the letters are in. If the letter is on the left-hand side of the pair, like A is on the left of B, then you just use the shape of the structure to represent it, if the letter is on the right-hand side then you draw the structure plus a dot.



### SECRET CODE:

This illustration shows how to write the letters A and B. All letters work the same way. Look at the table. The letters A and B are in the top left of the grid. It looks like they are in a backwards "L."

### FOLDING INSTRUCTIONS



Folding instructions

6. Enjoy!

[www.4aRainyDay.org](http://www.4aRainyDay.org)

# HANDBOOK FOR KIDS

## SECRET STUFF

[www.4aRainyDay.org](http://www.4aRainyDay.org)



### MORSE CODE:

A	..	B	....	C	..-.
D	...-	E	.	F	...-
G	...-	H	....	I	..
J	..--	K	..-	L	..-.
M	--	N	..-	O	---
P	..-.	Q	..--	R	...-
S	...-	T	-	U	...-
V	...-	W	..-	X	...-
Y	..--	Z	...-		

. = dot or short sound

- = dash or long sound

...- - - . . . . .  
S O S

(Dot dot dot dash dash dash dot dot dot)

< Line up with other alphabet and write message in corresponding letters!

RSTUVWXYZABCDEFGHIJKLMNO

[www.4aRainyDay.org](http://www.4aRainyDay.org)